

# spinlock

## SAIL-SENSE

SAIL MONITORING & MANAGEMENT

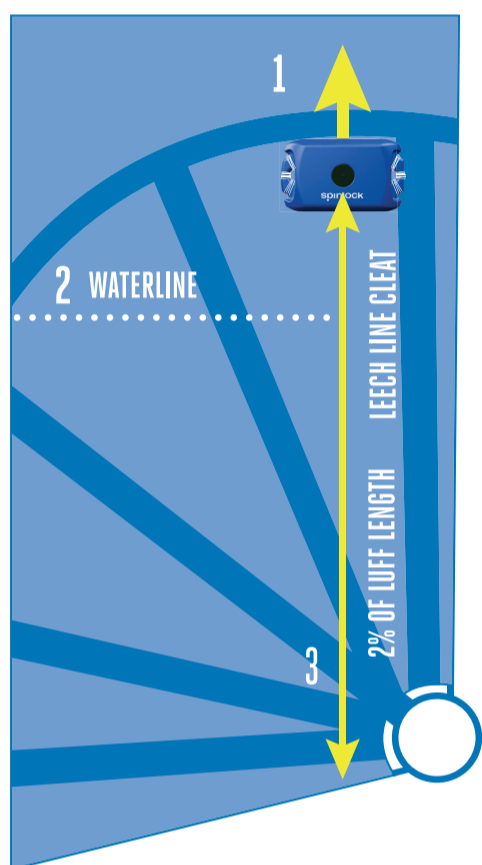


It is recommended that the Sail-Sense device is fitted by an experienced sailmaker, using the appropriate grade of waxed thread (such as EW351 or equivalent).

The sailmaker should hand sew through the sail, using the thread holes in the Sail-Sense device to ensure that the device is held tightly against the sail, and can withstand the forces for that particular sail. This should be done in a similar way to a sewing a leech line cleat.

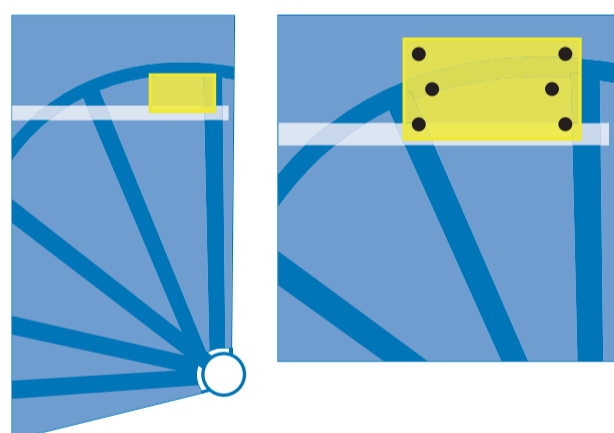
The Sail-Sense device should be located on the port or starboard side of the sail, in the region of the leech line cleat.

This is at approximately 2% of the LUFF length of the sail and should always be on an area of the sail that has additional reinforcement, usually just at the end of the webbing straps.



### LOCATION

- 1 It is vital that the Sail-Sense device is fitted in the correct orientation with respect to vertical. Ensure that the Spinlock logo is in the correct orientation.
- 2 The Sail-Sense device should be parallel (+/-15 degrees) with the waterline of the yacht to ensure maximum accuracy.
- 3 The Sail-Sense device must be fitted in the region of the leech line cleat, on the leech, as close to the edge of the sail as possible. This is approximately 2% of the luff length.




### STEP BY STEP GUIDE

- 1 Mark out the region and location of thread holes in the sail.
- 2 Re-drill/punch holes in sail to aid hand sewing the Sail-Sense device onto sail.
- 3 Hand sew the Sail-Sense to the sail, ensuring that the device is firmly held against the sail when finished and cannot be lifted.

### ACTIVATION OF THE SAIL-SENSE DEVICE

- 1 Visit the App Store or Google Play and download the Spinlock Sail-Sense App.
- 2 Login or create an account within the App.
- 3 Add your Sail-Sense device to your account adding all the details of the yacht and sail.
- 4 Follow the Sail-Sense device activation details in the App.

Watch the video



Credit: James Tomlinson Volvo Ocean Race

[SPINLOCK.CO.UK/SAIL-SENSE](https://www.spinlock.co.uk/sail-sense)